


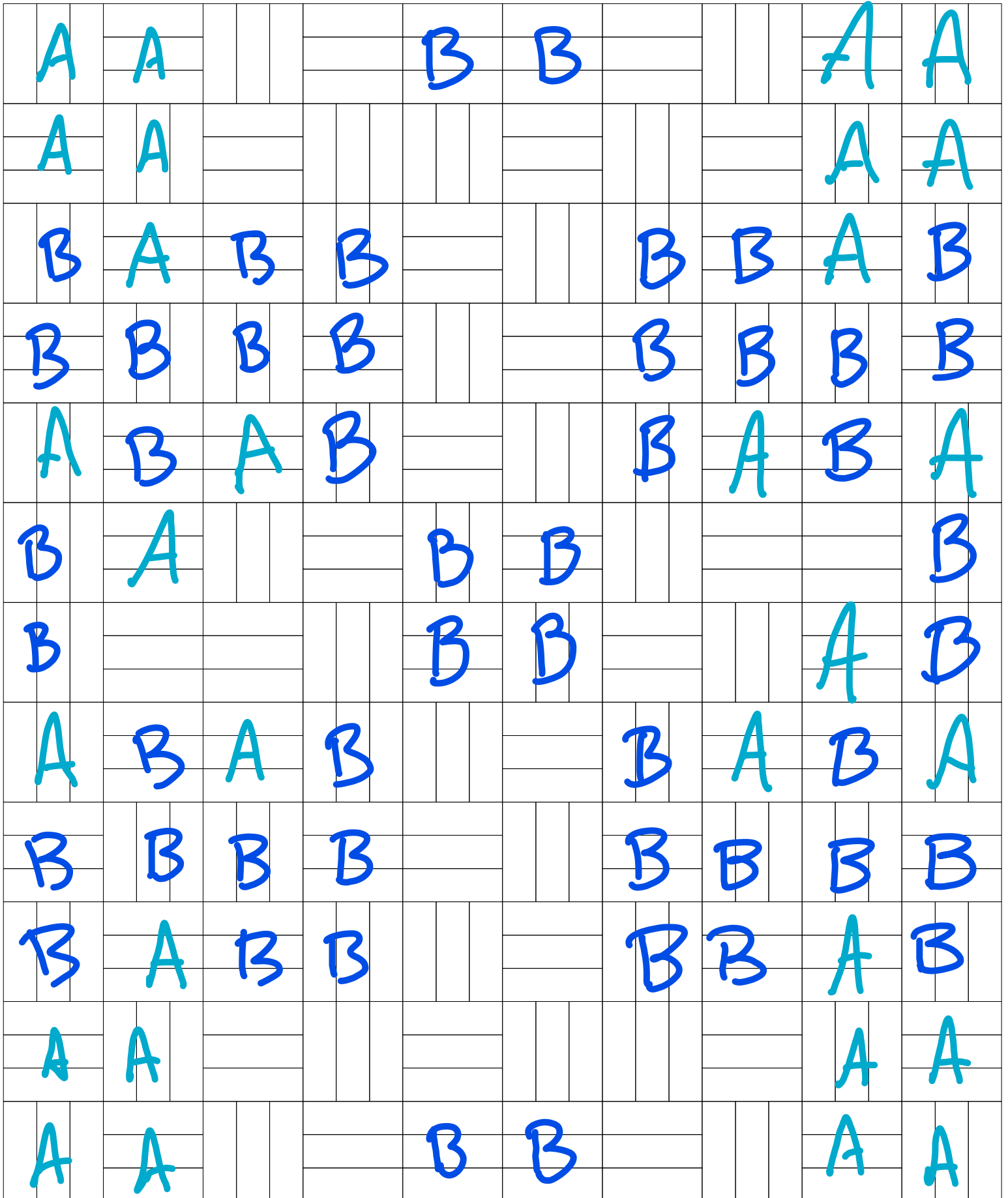
Fence Rail Spinners

Overall Size: 60.00 by 72.00 inches



Fence Rail Spinners

Overall Size: 60.00 by 72.00 inches



Fabric width 44-45 inches	Number of patches	Yardage estimate	Fabric name SKU
------------------------------	----------------------	---------------------	--------------------



120

1 + 1/2

Solid

Light



120

1 + 1/2

Solid

Medium



2.5"
↑
↓

120


1 + 1/2

Solid

Dark

k 6.5" →

A



Blocks: 36

Strip: 5
Sets: 5

B



48

8

C



42

7

Use strip piecing. Cut 20 strips, 2-1/2" high, width of fabric for EACH color/fabric.

Make the number of strip sets for each color layout (A, B, C) indicated above.

You should be able to get 6 blocks per strip set.

Unfinished size will be 6-1/2" square.

Make sure you have the number of blocks per color layout (A, B, C).

You may potentially use one jelly roll for 2 of the color ways and use one half of another jelly roll of blender fabric.

This quilt pattern designed by Bryan Nehl.

If you like this quilt pattern, buy me a coffee <https://paypal.me/k0emt>

Fence Rail Spinners

Overall Size: 60.00 by 72.00 inches

